



Regione Toscana



Servizio
Sanitario
della
Toscana



Convegno

Antimicrobico-resistenza: cure e ambiente

Firenze, 6 -7 giugno 2019

Istituto Stensen, viale Don Minzoni n. 25/C, Firenze

Megacolon tossico e colite pseudomembranosa

Francesco Di Marzo
Ospedale Versilia (Lu)



9th International Workshop on Behavioural Sciences Applied to Surgery and Acute Care Settings

Title: A Research Collaborative for Embodying SSI Prevention Strategies in the Surgical Workflow

Authors: Giulio Toccafondi¹, Silvia Forni², Sara Albolino¹, Francesco di Marzo³, Giovanna Paggi⁴, Riccardo Tartaglia¹, Andrea Vannucci², Giorgio Tulli²

Institution (Department & University/College/Hospital):

¹ Clinical Risk Management and Patient Safety Center of Tuscany, Florence


² Health Care Agency of Tuscany Region, Florence

³ Surgical Department AUSL 1, Massa e Carrara

⁴ Quality Department Oncologic Center, Florence



Regione Toscana



**COSA FARE PER RIDURRE LE INFEZIONI DEL SITO CHIRURGICO:
CINQUE EQUIPE CHIRURGICHE FANNO IL PUNTO
SU FATTORI CHIAVE E BARRIERE**

Firenze, 1 luglio 2015, ARS





The Global Alliance for Infections in Surgery: defining a model for antimicrobial stewardship—results from an international cross-sectional survey

Massimo Sartelli^{1*}, Francesco M. Labricciosa², Pamela Barbadoro², Leonardo Pagani³, Luca Ansaloni⁴, Adrian J. Brink^{5,6}, Jean Carlet⁷, Ashish Khanna⁸, Alain Chichom-Mefire⁹, Federico Coccolini¹⁰, Salomone Di Saverio¹¹, Addison K. May¹², Pierluigi Viale¹³, Richard R. Watkins^{14,15}, Luigia Scudeller¹⁶, Lilian M. Abbo¹⁷, Fikri M. Abu-Zidan¹⁸, Abdulrashid K. Adesunkanmi¹⁹, Sara Al-Dahir²⁰, Majdi N. Al-Hasan²¹, Halil Alis²², Carlos Alves²³, André R. Araujo da Silva²⁴, Goran Augustin²⁵, Miklosh Bala²⁶, Philip S. Barie²⁷, Marcelo A. Beltrán²⁸, Aneel Bhangu²⁹, Belefquih Bouchra³⁰, Stephen M. Brecher^{31,32}, Miguel A. Caínzos³³, Adrian Camacho-Ortiz³⁴, Marco Catani³⁵, Sujith J. Chandy³⁶, Asri Che Jusoh³⁷, Jill R. Cherry-Bukowiec³⁸, Osvaldo Chiara³⁹, Elif Colak⁴⁰, Oliver A. Cornely⁴¹, Yunfeng Cui⁴², Zaza Demetrashvili⁴³, Belinda De Simone⁴⁴, Jan J. De Waele⁴⁵, Sameer Dhingra^{46,47}, Francesco Di Marzo⁴⁸

Consulting/speaker for Acelity, J&J, Medtronic,
NestléHealthscience, ThermoFisher sc., Smith&Nephew

Research Article

Prognostic Factors Influencing Infectious Complications after Cytoreductive Surgery and HIPEC: Results from a Tertiary Referral Center

Maurizio Cardi ¹, **Simone Sibio** ¹, **Francesco Di Marzo**², **Francesco Lefoche**³,
Claudia d'Agostino³, **Giovanni Battista Fonsi**¹, **Giuseppe La Torre**⁴, **Ludovica Carbonari**¹
and Paolo Sammartino¹

¹*Dipartimento di Chirurgia Pietro Valdoni, Sapienza Università di Roma, Viale del Policlinico 155, 00161 Roma, Italy*

²*Chirurgia Generale, Ospedale Versilia, Via Aurelia 335, 55041 Lido di Camaiore, Italy*

³*Dipartimento di Malattie Infettive e Tropicali, Sapienza Università di Roma, Viale del Policlinico 155, 00161 Roma, Italy*

⁴*Dipartimento di Sanità Pubblica e Malattie Infettive, Sapienza Università di Roma, Viale del Policlinico 155, 00161 Roma, Italy*





UNIVERSITÀ
DEGLI STUDI
DI PADOVA

ETICA E MONDO DEL LAVORO, VOL.
Controllo delle infezioni in Chirurgia, da
best practice alla daily practice



**Azienda
USL
Toscana
nord ovest**

Servizio Sanitario della Toscana

FAD
La prevenzione delle ISC attraverso
l'innovazione del dispositivo medico chiru



Sant'Anna

Scuola Universitaria Superiore Pisa

CORSO DI ALTA FORMAZIONE
Identificare e gestire la sepsi e le infezioni
Area Chirurgica

LOTTA ALLA SEPSI > Call to Action

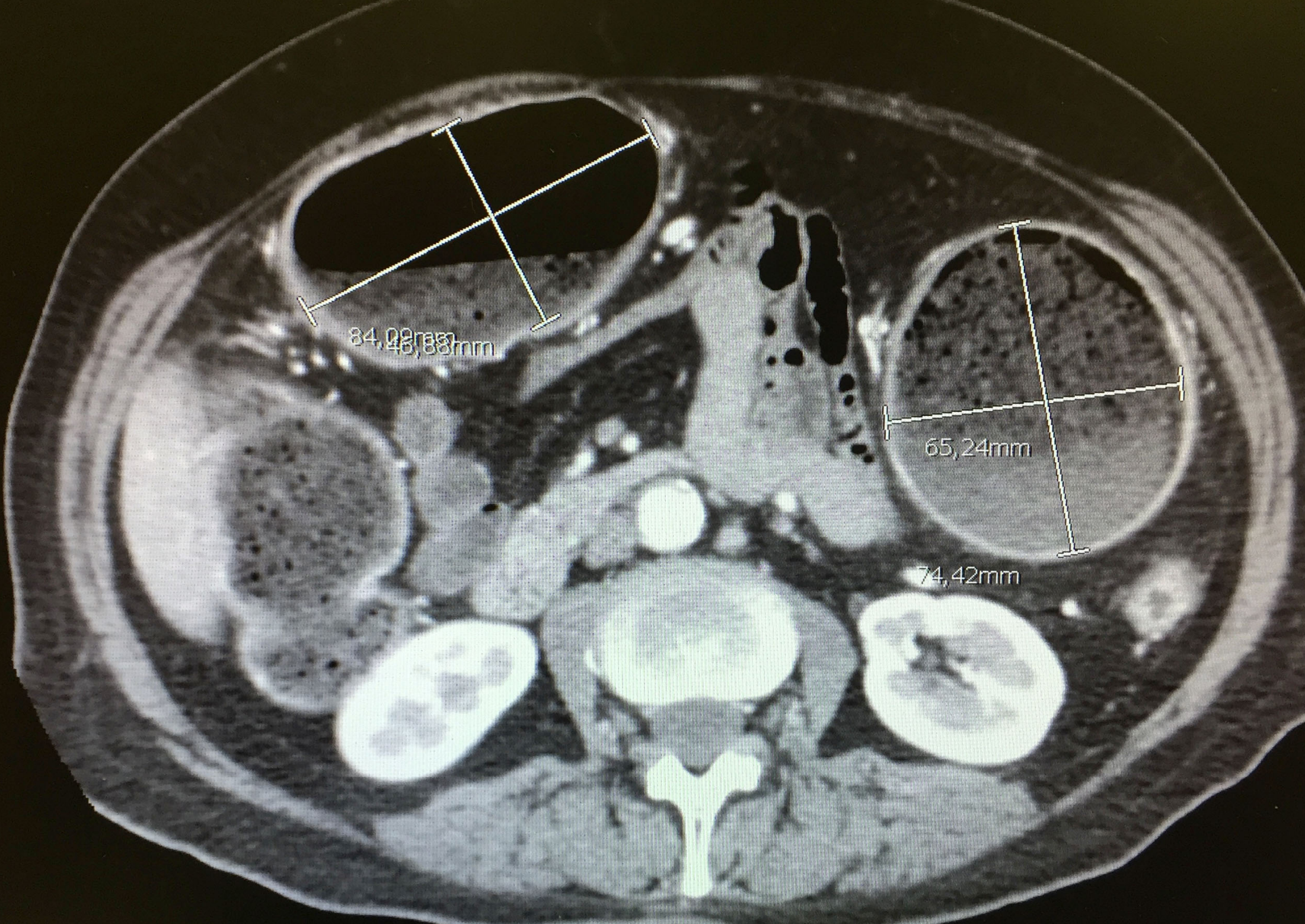
SCOPO >

Questo documento si basa sulle linee guida della Surviving Sepsis Campaign e sulle evidenze riportate nella letteratura di ambito microbiologico, clinico-assistenziale, dei fattori umani, della qualità e della sicurezza delle cure. Propone una visione delle criticità che la sepsi porta nel sistema sanitario non riconducibile ad un punto di vista disciplinare ma espressione della pluralità di prospettive dei componenti del gruppo di lavoro. Il documento suggerisce e indica approcci che trovano un'integrazione sia sul piano strategico-organizzativo che nella pratica clinico-assistenziale.

SCARICA IL PDF

<https://www.ars.toscana.it/lotta-alla-sepsi/toscana-agenzia-sanita-microbiologia-rischio-clinico-call-to-action-infezioni-pdta-linee-guida-indirizzo.php>





84,09mm
48,88mm

65,24mm

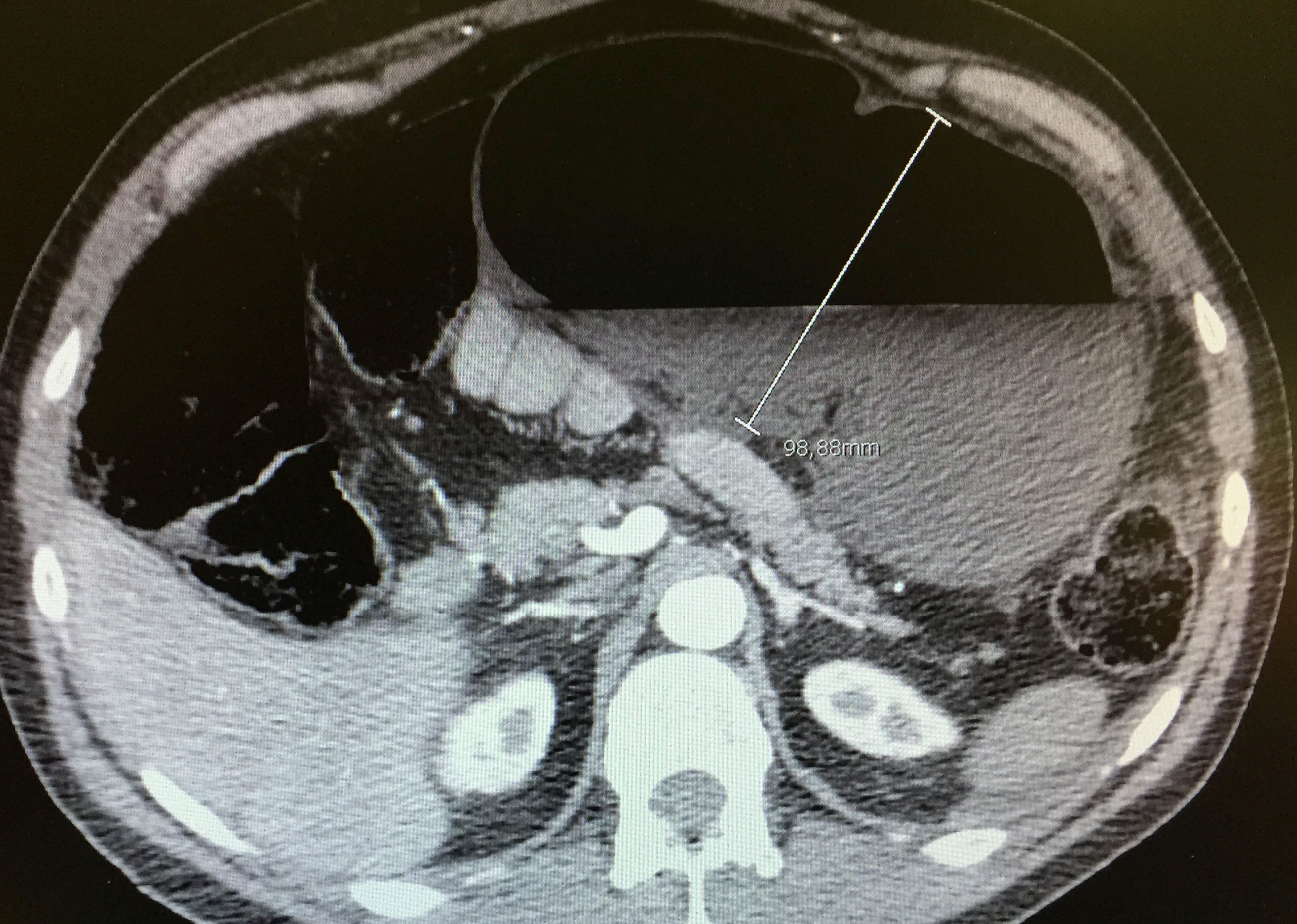
74,42mm



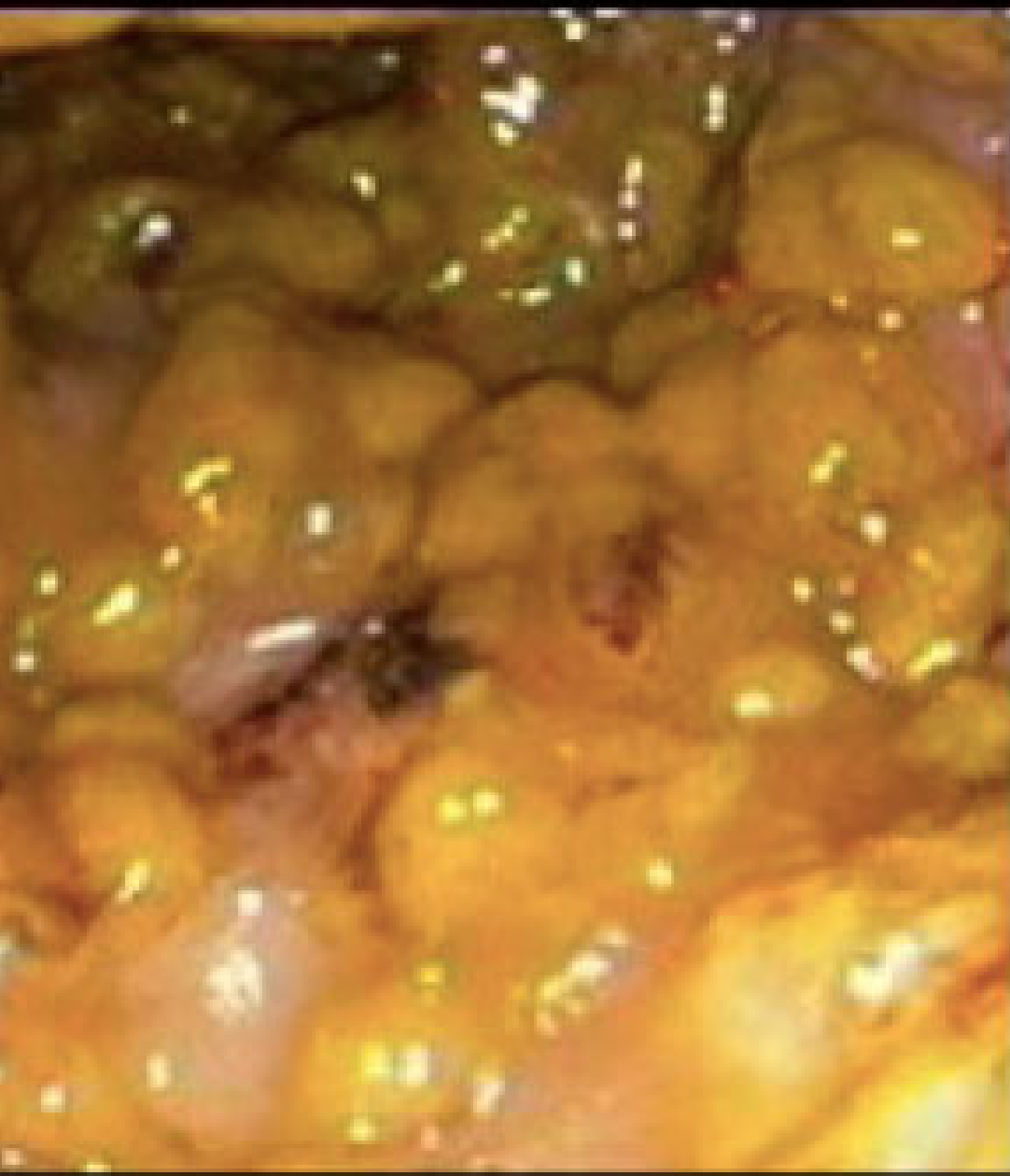
56,32mm

51,71mm

56,54mm



98,88mm



Journal of Crohn's and Colitis, 2017, 769–784

doi:10.1093/ecco-jcc/jjx009

Advance Access publication January 28, 2017

ECCO Guideline/Consensus Paper

OXFORD

ECCO Guideline/Consensus Paper

Third European Evidence-based Consensus on Diagnosis and Management of Ulcerative Colitis. Part 2: Current Management

Marcus Harbord,^{a,†,#} Rami Eliakim,^{b,#} Dominik Bettenworth,^c
Constantinos Karmiris,^d Konstantinos Katsanos,^e Uri Kopylov,^f
Torsten Kucharzik,^g Tamás Molnár,^h Tim Raine,ⁱ Shaji Sebastian,^j
Helena Tavares de Sousa,^k Axel Dignass,^{l,†} Franck Carbonnel;^{m,†}
for the European Crohn's and Colitis Organisation [ECCO]



Toxic megacolon

total or segmental non-obstructive dilatation of the colon ≥ 5.5 cm

systemic toxicity

Risk factors

Hypokalaemia

Hypomagnesaemia

Bowel preparation

Use of antidiarrhoeal therapy.

Worst scenario

Perforation is the most serious complication of acute severe colitis and can be associated with toxic dilatation where colectomy has been inappropriately delayed.

Mortality > 50%.

Massive **haemorrhage**

thromboembolism

RISK Factors for Infection

Hospitalization or long-term care facility

Antibiotics (some more than others)

Increasing age (>65, >>80)

Co-morbidity

Surgery

Proton-pump inhibitors

Most CDI were mild

- Diarrhea was main symptom
- Pseudomembranous colitis and toxic megacolon were rare (< 2%)

Symptoms (?) of CDI

Asymptomatic colonization

Diarrhea

mild → moderate → severe

Abdominal pain and distension

Fever

Pseudomembranous colitis

Toxic megacolon

Perforated colon → sepsis → death

Markers of Severe Disease

Leukocytosis

- Prominent feature of severe disease
- Rapidly elevating WBC
- Up to >100 K

>10 BM/day

Albumin < 2.5

Creatinine 2x baseline

BP modification / Lactate

Pseudomembranous colitis

Toxic megacolon

Severe distension and abdominal pain



Treatment of Severe Disease

Follow definition of severe disease

– >10 BM/day, high WBC, low albumin

This is a life-threatening infection

Surgical consultation recommended as patient may require a colectomy

Score



6 days

Specific Therapy

- antibiotics according to severity (See below)
- early surgical referral if severe as colectomy may be needed
- relapsing disease can be a problem – a variety of different antibiotics may be used
- stool transplant aka fecal bacteriotherapy in resistant cases
- a polymer called tolevamer was developed to bind enterotoxin directly, but is inferior to antibiotics in studies and is not used

Treat underlying cause

- isolation
- stop offending drugs
- avoid antidiarrheal drugs and narcotics
- toxic megacolon → surgery

Prevention

- avoid excessive antibiotic use; antibiotic stewardship
- isolation

Colon-sparing surgery for *Clostridium difficile*: Translatable lessons for the international humanitarian surgeon?

David N. Naumann, MB BChir, Aneel Bhangu, PhD, and Douglas M. Bowley, FRCS, Birmingham, UK

The Journal of Critical Care Medicine 2017;3(1):39-44

CASE REPORT

DOI: 10.1515/jccm-2017-0008

Toxic Megacolon – A Three Case Presentation

Irina Magdalena Dumitru¹, Eugen Dumitru^{2*}, Sorin Rugina^{1,3}, Liliana Ana Tuta²

¹ Discipline of Infectious Diseases, Faculty of Medicine, Ovidius University of Constanta, Romania

² Discipline of Internal Medicine, Faculty of Medicine, Ovidius University of Constanta, Romania

³ The Academy of Romanian Scientists

[Case Rep Surg.](#) 2016; 2016: 5909248.

PMCID: PMC5209592

Published online 2016 Dec 21. doi: [10.1155/2016/5909248](https://doi.org/10.1155/2016/5909248)

PMID: [28097034](https://pubmed.ncbi.nlm.nih.gov/28097034/)

Blowhole Colostomy for *Clostridium difficile*-Associated Toxic Megacolon



Thank you, keep in touch

fdimarzo@yahoo.com